



Atwell College Board Meeting Minutes

6:00 pm Monday 8th September 2025

1.0 Open and Welcome

Present: Nicholas Alexeeff, Nicole Boak, Ken Bohan, Samantha Brown (Chair), Cameron Henderson, Sam Higgins, Berry Johnston, Kate Linton, Koukla McCutcheon, Chelsea Packer, Jennifer Parker, Darren Payton (Minutes), Ingrid Vidot-Emery.

Apologies: Lara Duffy, Natalie Machin, Kunal Verma.

Absent:

2.0 Acknowledgement of country

We respectfully acknowledge the past and present Elders and traditional custodians of this land, the land of the spiritual rainbow serpent, the Waakal. It is a privilege for the Atwell College community to be standing on Whadjuk Noongar country.

3.0 Declaration of conflicts of interest

Any conflicts of interest with any agenda items identified by individual board members?

4.0 Minutes of Previous Meeting

Review minutes of previous meeting. Acceptance of minutes. Accepted: Berry Johnston Seconded: Nicole Boak

ITEM	ITEM TYPE	LED BY	TIME (min)	DISCUSSION/PROGRESS REPORT	ACTION/TIMELINE
5.0 Business Arising					
5.1 2025 Mathematics and Humanities Data Review Presentations.	Information	Ingrid & Chelsea	55	2025 Semester One data presentations. Ingrid Vidot-Emery, Head of Mathematics. 18:05 – 18:37 Chelsea Packer, Head of Humanities. 18:37 – 18:58	Presentation and questions from the Board followed.
5.2 Year 10 Subject Choices	Discussion	Darren	15	Data on student choices for subjects and the process of allocating classes to the timetable based on subject selection by students and direction from Head of learning areas. 18:59 - 19:14	Discussion on subject choices available and HLA role in the process.

6.0 Agenda

6.1	Finance <i>(Appendix 1)</i>	Information	Darren	5	1. Student-Centred Funding Statement 2. One-Line Budget Statement 3. Cash Report 4. School Financial Summary	Financial Reports presented at the meeting.
6.2	2025 Year 12 Presentation Ceremony <i>(Appendix 2)</i>	Information	Darren	5	2025 Year 12 Presentation Ceremony will be held at the Mount Pleasant Baptist Church, Booragoon. The booking had previously been for the Esplanade Hotel in Fremantle. The cost for the Esplanade was \$32,000 and the cost for the MPBC is \$5,800. Ticket prices for parents will now be \$30 instead of \$65. The date for the ceremony had to be moved to Thursday 16 th October 2025 instead of Tuesday 21 st October 2025. The Year 12 breakfast will now be on Tuesday 14 th October 2025. The Year 12 ATAR examinations will now be during week 30 instead of the second week of the holidays. All ATAR Year 12 students will attend school during Week 31 so they can attend their classes and see their teachers for examination feedback and assistance with revision and exam preparation. An email has been sent to all parents of ATAR students. 19:20 - 19:26	Discussion on the reasons to move the Presentation Ceremony and the Year 12 examination week.
6.3	Student Leadership Shirts	Discussion	Koukla	1	Student designs for student leadership team discussed at the last Board meeting. The shirts would designate student leaders with a design on each side and a leader title on the back of the shirts. 19:26	The students did not want to progress this option.

7.0 General Business

7.1	2025 Tell Them From Me Survey – Student Responses <i>(Appendix 3)</i>	Information	Darren	5	The Tell Them From Me Survey was conducted earlier this year for parents, staff and students. The students' responses indicated steady improvements with some areas still requiring focus and resources. 19:27 – 19:30	Tell Them from Me Survey presented to the meeting.
-----	---	-------------	--------	---	--	--

8.0 Next Meeting:

27th October 2025

9.0 Meeting Close: 19:32

Chair:Samantha Brown.....

Signature:

Date:8th September 2025.....

Appendix 1:



Operational- Aug 2025

Student-Centred Funding Statement

Issued on 27 August 2025

School:	Atwell College	School Year:	Aug 2025
Region:	South Metropolitan Region	Aria:	0
		Distance to Perth (km):	21.2

Student-Centred Funding - Aug 2025

Per Student Funding:	\$9,160,520.00
Student and School Characteristics:	\$7,271,467.97
Disability Adjustments:	\$225,874.36
Targeted Initiatives:	\$725,585.25
Operational Response Allocation:	\$606,713.97
Regional Allocation:	\$740.00
Total Aug 2025:	\$17,990,901.55

Per Student Funding - At Census

Funded Student FTE			Amount
Per Student	Below Threshold	Above Threshold	
Year 7	115.00		\$1,228,085.00
Year 8	124.00		\$1,324,196.00
Year 9	135.00		\$1,441,665.00
Year 10	143.00		\$1,527,097.00
Year 11	175.00		\$2,009,175.00
Year 12	142.00		\$1,630,302.00
Total	834.00		\$9,160,520.00

Student and School Characteristics Funding – At Census

Funded Student FTE			Amount
Student Characteristics			
Aboriginality		33.00	\$77,484.00
Disability		278.98	\$6,421,379.05
English as an Additional Language or Dialect		14.00	\$46,186.00
Social Disadvantage		247.45	\$233,879.65
Sub Total			\$6,778,928.70
School Characteristics			
Enrolment-Linked Base			\$492,539.27
Locality			\$0.00
Sub Total			\$492,539.27
Total			\$7,271,467.97



Operational- Aug 2025

Student-Centred Funding Statement

Issued on 27 August 2025

School:	Atwell College	School Year:	Aug 2025
Region:	South Metropolitan Region	Aria:	0
		Distance to Perth (km):	21.2

Student-Centred Funding - Aug 2025

Per Student Funding:	\$9,160,520.00
Student and School Characteristics:	\$7,271,467.97
Disability Adjustments:	\$225,874.36
Targeted Initiatives:	\$725,585.25
Operational Response Allocation:	\$606,713.97
Regional Allocation:	\$740.00
Total Aug 2025:	\$17,990,901.55

Per Student Funding - At Census

Funded Student FTE			Amount
Per Student	Below Threshold	Above Threshold	
Year 7	115.00		\$1,228,085.00
Year 8	124.00		\$1,324,196.00
Year 9	135.00		\$1,441,665.00
Year 10	143.00		\$1,527,097.00
Year 11	175.00		\$2,009,175.00
Year 12	142.00		\$1,630,302.00
Total	834.00		\$9,160,520.00

Student and School Characteristics Funding – At Census

Funded Student FTE			Amount
Student Characteristics			
Aboriginality		33.00	\$77,484.00
Disability		278.98	\$6,421,379.05
English as an Additional Language or Dialect		14.00	\$46,186.00
Social Disadvantage		247.45	\$233,879.65
Sub Total			\$6,778,928.70
School Characteristics			
Enrolment-Linked Base			\$492,539.27
Locality			\$0.00
Sub Total			\$492,539.27
Total			\$7,271,467.97

Operational Response Allocation (Detail)

	Amount
Operational Response: Attraction and Retention	\$10,254.08
Operational Response: Base for schools with department endorsed education support program	\$502,412.00
Operational Response: Host School Psychologists	\$425.00
Operational Response: Hydrotherapy Pool Chemicals (Education Support)	\$14,074.00
Operational Response: Hydrotherapy Pools Technical Officers (Education Support)	\$44,033.60
Operational Response: Program Kaartdijin School Reimbursements	\$28,041.58
Operational Response: Support for Rehabilitation (Graduated Return to Work)	\$494.18
Operational Response: Teacher Relief - Curriculum Assessment and Strategic Policy	\$1,979.53
Operational Response: WA Education Awards	\$5,000.00
Total	\$606,713.97

Regional Allocation (Detail)

	Amount
Regional Allocation: South Metro PEAC Regional Allocation	\$740.00
Total	\$740.00

Operational One Line Budget Statement

Issued on 27 August 2025

School:	Atwell College	School Year:	Aug 2025 (Verified Jul Cash)
Region:	South Metropolitan Region	Aria:	0
		Distance to Perth (km):	21.2

One Line Budget – Aug 2025

	Current Budget	Actual YTD	Variance
Carry Forward (Cash):	\$ 473,365	473,365	0
Carry Forward (Salary):	\$ 859,595	859,595	0
INCOME			
Student-Centred Funding (including School Transfers & Department Adjustments):	\$ 17,963,948	17,963,948	0
Locally Raised Funds:	\$ 1,234,646	470,061	764,585
Total Funds:	\$ 20,531,554	19,766,970	764,585
EXPENDITURE			
Salaries:	\$ 16,145,942	10,541,143	5,604,799
Goods and Services (Cash):	\$ 2,426,972	1,324,462	1,102,510
Total Expenditure:	\$ 18,572,914	11,865,605	6,707,309
Variance:	\$ 1,958,640	7,901,365	-5,942,725

Income

	Current Budget	Actual YTD	Variance
Carry Forward (Cash)	\$473,365.00	\$473,365.00	\$ 0.00
Carry Forward (Salary)	\$859,594.82	\$859,594.82	\$ 0.00
Student-Centred Funding (including School Transfers & Department Adjustments)	\$17,963,948.37	\$17,963,948.37	\$ 0.00
Per Student	\$9,160,520.00	\$9,160,520.00	\$ 0.00
School and Student Characteristics	\$7,271,467.97	\$7,271,467.97	\$ 0.00
Disability Adjustments	\$225,874.36	\$225,874.36	\$ 0.00
Targeted Initiatives	\$725,585.25	\$725,585.25	\$ 0.00
Operational Response Allocation	\$606,713.97	\$606,713.97	\$ 0.00
Regional Allocation	\$740.00	\$740.00	\$ 0.00
School Transfers – Salary	\$-1,486,606.20	\$-1,486,606.20	\$ 0.00

School Transfers - Cash	\$1,487,421.64	\$1,487,421.64	\$ 0.00
Department Adjustments	\$-27,768.82	\$-27,768.82	\$ 0.00
Locally Raised Funds (Revenue)	\$1,234,646.00	\$470,061.47	\$764,584.53
Voluntary Contributions	\$41,521.00	\$41,521.41	\$-41
Charges and Fees	\$283,510.00	\$262,396.34	\$21,113.66
Fees from Facilities Hire	\$70,000.00	\$53,100.91	\$16,899.09
Fundraising/Donations/Sponsorships	\$30,166.00	\$28,326.63	\$1,839.37
Commonwealth Govt Revenues	\$ 0.00	\$ 0.00	\$ 0.00
Other State Govt/Local Govt Revenues	\$1,000.00	\$1,000.00	\$ 0.00
Revenue from CO, Regional Office and Other schools	\$ 0.00	\$ 0.00	\$ 0.00
Other Revenues	\$108,449.00	\$83,716.18	\$24,732.82
Transfer from Reserve or DGR	\$700,000.00	\$ 0.00	\$700,000.00
Residential Accommodation	\$ 0.00	\$ 0.00	\$ 0.00
Farm Revenue (Ag and Farm Schools only)	\$ 0.00	\$ 0.00	\$ 0.00
Camp School Fees (Camp Schools only)	\$ 0.00	\$ 0.00	\$ 0.00
Total	\$20,531,554.19	\$19,766,969.66	\$764,584.53

Expenditure

	Current Budget	Actual YTD	Variance
Salaries	\$16,145,941.75	\$10,541,142.61	\$5,604,799.14
Appointed Staff	\$15,077,634.41	\$9,552,840.08	\$5,524,794.34
New Appointments	\$80,004.80	\$ 0.00	\$80,004.80
Casual Payments	\$933,287.31	\$933,287.31	\$ 0.00
Other Salary Expenditure	\$55,015.23	\$55,015.23	\$ 0.00
Goods and Services (Cash Expenditure)	\$2,426,972.00	\$1,324,462.09	\$1,102,509.91
Administration	\$112,134.00	\$29,942.65	\$82,191.35
Lease Payments	\$ 0.00	\$ 0.00	\$ 0.00
Utilities, Facilities and Maintenance	\$797,268.00	\$473,277.89	\$323,990.11
Buildings, Property and Equipment	\$730,821.00	\$341,001.73	\$389,819.27
Curriculum and Student Services	\$652,383.00	\$363,994.24	\$288,388.76
Professional Development	\$101,947.00	\$83,825.39	\$18,121.61
Transfer to Reserve	\$ 0.00	\$ 0.00	\$ 0.00
Other Expenditure	\$32,419.00	\$32,420.19	\$-1.19
Payment to CO, Regional Office and Other schools	\$ 0.00	\$ 0.00	\$ 0.00
Residential Operations	\$ 0.00	\$ 0.00	\$ 0.00
Residential Boarding Fees to CO (Ag Colleges only)	\$ 0.00	\$ 0.00	\$ 0.00
Farm Operations (Ag and Farm Schools only)	\$ 0.00	\$ 0.00	\$ 0.00
Farm Revenue to CO (Ag and Farm Schools only)	\$ 0.00	\$ 0.00	\$ 0.00
Camp School Fees to CO (Camp Schools only)	\$ 0.00	\$ 0.00	\$ 0.00
Total	\$18,572,913.75	\$11,865,604.70	\$6,707,309.05

Operational-Aug 2025

Cash Report

Issued on 27 August 2025

School:	Atwell College	School Year:	Aug 2025 (Verified Jul Cash)
Region:	South Metropolitan Region	Aria:	0
		Distance to Perth (km):	21.2

One Line Budget – Cash Component – Aug 2025

		Current Budget	Actual YTD	Variance	%Budget
Carry Forward:	\$	473,365	473,365	0	100.00%
Student-Centred Funding (Including School Transfers and Department Adjustments):	\$	1,655,346	1,655,346	-0	100.00%
Locally Raised Funds:	\$	1,234,646	470,061	764,585	38.07%
Total Cash Budget:	\$	3,363,357	2,598,772	764,585	77.27%

EXPENDITURE

Goods and Services:	\$	2,426,972	1,324,462	1,102,510	54.57%
Total Cash Expenditure:	\$	2,426,972	1,324,462	1,102,510	54.57%
Variance:	\$	936,385	1,274,310	-337,925	

Locally Raised Funds (Revenue)

Locally Raised Funds	Current Budget	Actual YTD	Variance	%Budget
Voluntary Contributions	\$41,521.00	\$41,521.41	\$-41	100.00%
Charges and Fees	\$283,510.00	\$262,396.34	\$21,113.66	92.55%
Fees from Facilities Hire	\$70,000.00	\$53,100.91	\$16,899.09	75.86%
Fundraising/Donations/Sponsorships	\$30,166.00	\$28,326.63	\$1,839.37	93.90%
Commonwealth Govt Revenues	\$0.00	\$0.00	\$0.00	%
Other State Govt/Local Govt Revenues	\$1,000.00	\$1,000.00	\$0.00	100.00%
Revenue from CO, Regional Office and Other schools	\$0.00	\$0.00	\$0.00	%
Other Revenues	\$108,449.00	\$83,716.18	\$24,732.82	77.19%
Transfer from Reserve or DGR	\$700,000.00	\$0.00	\$700,000.00	.00%
Residential Accommodation	\$0.00	\$0.00	\$0.00	%
Farm Revenue (Ag and Farm Schools only)	\$0.00	\$0.00	\$0.00	%
Camp School Fees (Camp Schools only)	\$0.00	\$0.00	\$0.00	%
Total	\$1,234,646.00	\$470,061.47	\$764,584.53	38.07%

Operational-Aug 2025

Goods and Services (Expenditure)

Goods and Services	Current Budget	Actual YTD	Variance	%Budget
Administration	\$112,134.00	\$29,942.65	\$82,191.35	26.70%
Lease Payments	\$0.00	\$0.00	\$0.00	%
Utilities, Facilities and Maintenance	\$797,268.00	\$473,277.89	\$323,990.11	59.36%
Buildings, Property and Equipment	\$730,821.00	\$341,001.73	\$389,819.27	46.66%
Curriculum and Student Services	\$652,383.00	\$363,994.24	\$288,388.76	55.79%
Professional Development	\$101,947.00	\$83,825.39	\$18,121.61	82.22%
Transfer to Reserve	\$0.00	\$0.00	\$0.00	%
Other Expenditure	\$32,419.00	\$32,420.19	\$-1.19	100.00%
Payment to CO, Regional Office and Other schools	\$0.00	\$0.00	\$0.00	%
Residential Operations	\$0.00	\$0.00	\$0.00	%
Residential Boarding Fees to CO (Ag Colleges only)	\$0.00	\$0.00	\$0.00	%
Farm Operations (Ag and Farm Schools only)	\$0.00	\$0.00	\$0.00	%
Farm Revenue to CO (Ag and Farm Schools only)	\$0.00	\$0.00	\$0.00	%
Camp School Fees to CO (Camp Schools only)	\$0.00	\$0.00	\$0.00	%
Total	\$2,426,972.00	\$1,324,462.09	\$1,102,509.91	54.57%

School Financial Summary

Issued on 27 August 2025

School:	Atwell College	School Year:	Aug 2025 (Verified Jul Cash)
Region:	South Metropolitan Region	Aria:	0
		Distance to Perth (km):	21.2

One Line Budget

	Current Budget	Actual YTD	Variance
Carry Forward (Cash):	\$ 473,365	473,365	0
Carry Forward (Salary):	\$ 859,595	859,595	0
INCOME			
Student-Centred Funding (including School Transfers & Department Adjustments):	\$ 17,963,948	17,963,948	0
Locally Raised Funds:	\$ 1,234,646	470,061	764,585
Total Funds:	\$ 20,531,554	19,766,970	764,585
EXPENDITURE			
Salaries:	\$ 16,145,942	10,541,143	5,604,799
Goods and Services (Cash):	\$ 2,426,972	1,324,462	1,102,510
Total Expenditure:	\$ 18,572,914	11,865,605	6,707,309
Variance:	\$ 1,958,640	7,901,365	-5,942,725

Student-Centred Funding		
Per Student	\$	9,160,520.00
School and Student Characteristics	\$	7,271,467.97
Disability Adjustments	\$	225,874.36
Targeted Initiatives	\$	725,585.25
Operational Response Allocation	\$	606,713.97
Regional Allocation	\$	740.00
Total	\$	17,990,901.55

Minimum Expenditure Requirement Summary		
Current Budget - SCFM and Locally Raised Funds	\$	18,498,594
Minimum Expenditure Requirement		
96% of current budget	\$	17,758,651
10% of carry forward	\$	302,899
Total Minimum Expenditure	\$	18,061,549
Current Forecast Expenditure		
Salaries	\$	16,145,942
Goods and Services (Cash Expenditure)	\$	2,426,972
Total Forecast Expenditure (cash and salaries)	\$	18,572,914

Bank Account Balances (Cash)		
Bank Account	\$	2,598,864.07
Investment Account(s)	\$	323,426.14
Building and Other Funds Account	\$	0.00
Total for all Bank Accounts*	\$	2,922,290.21

*Reserve balances are included in the total

Reserve Account Balances		
Administration Server Reserve	\$	19,500.00
Office Equipment Reserve	\$	12,000.00
Plant & Equipment Cafe HE Rese	\$	60,000.00
Plant&Equip Technologies Reser	\$	120,000.00
School Bus Reserve	\$	80,000.00
Building Fabric & Infra Reserv	\$	350,000.00
BFI Grounds/Shade	\$	200,000.00
Computer Resource Reserve	\$	245,000.00

Furniture & Fitt Resource Rese	\$	200,000.00
Cleaning/Gardening Equip Reser	\$	45,000.00
Curriculum Resource Reserve	\$	69,999.90
Library Books Replacement Rese	\$	10,000.00
Multi-Media Reserve	\$	100,000.00
Photocopier Reserve	\$	30,000.00
IPS General Reserve	\$	154,527.00
Total for all Reserve Accounts	\$	1,696,026.90

Appendix 1:

2025 Year 12 Semester 2 Examinations

At Atwell College, all decisions are made with the best interest of our students in mind, fostering an environment where they can thrive and achieve their highest potential. Occasionally, decisions must be taken that may cause short term anxiety but ultimately deliver long term benefits. The decision to reschedule the Year 12, Semester 2 examinations is such a case.

Originally, in 2024, the 2025 Year 12, Semester 2, examinations were scheduled to occur during the second week of the school holidays, from Monday 6th October to Friday 10th October. The Year 12 Presentation Ceremony was planned for Tuesday 21st October, with the Year 12 Breakfast on Monday 20th October. General and VET students were to conclude their attendance on Friday 26th September, while ATAR students were expected to attend Tuesday 14th to Friday 17th October.

However, during final preparations for the 2025 Presentation Ceremony in August, the venue advised that only the rooms had been secured for the ceremony and essential facilities such as the ambulant ramp, AV equipment, parking, curtain backdrop and other requirements had not been confirmed. Upon full assessment, the venue was deemed unsuitable. This was regrettable, and we acted swiftly to secure an alternative venue capable of accommodating all students, parents and carers.

Following a thorough search, we secured the Mount Pleasant Baptist Church on Marmion Street, Booragoon which met all accessibility and suitability requirements. Due to limited availability, the only feasible date was Thursday 16th October 2025. The date was presented to the Atwell College Leadership Meeting (ACLM) on Monday 25th August 2025, where implications were discussed. As this date is five days earlier than originally planned, adjustments to the examination schedule were necessary to ensure sufficient time for marking, analysis and meaningful feedback for students preparing for their ATAR examinations.

It had already been proposed that the 2026 Year 12, Semester 2 examinations be moved back to Week 10 of Term 3, based on performance data and findings from the Public School Review. Some High Schools have made similar adjustments due to the earlier commencement of the ATAR examinations.

Over the past three years, since moving examinations to the holiday period, some subjects have shown a significant decline in student performance compared to coursework completed during the year. Contributing factors include the extended gap between final teacher contact and the examination, competing commitments such as holidays or increased work hours, and diminished cognitive readiness due to sub optimal preparation.

Based on these factors, the decision was made to return the examinations to Week 10 this year. This decision followed consultation with all Heads of Learning Areas, Education Support Programme Coordinators, Year 11 and 12 Coordinators, Career Practitioner and the Head of Student Services. All factors were assessed against the single criteria of what would best support students in achieving optimal ATAR outcomes.

The Year 12, Semester 2 examinations contribute 15% to the final assessment and serve as a mock preparation for the ATAR examinations, which account for 50% of the final mark. Teachers will have completed the course content by at least the end of Week 8, with the final two weeks for focussed revision and clarification. Revision has been ongoing throughout the year, and the final two weeks are for refinement and planning and not the introduction of new content.

This adjustment allows students more time to engage with their teachers prior to the ATAR examinations. Students will be required to attend school during the first week following the holidays to receive feedback and analysis of their mock examinations. In the subsequent weeks, leading up to the ATAR examinations, students will have access to their teachers when they are not teaching other classes. Year 12 ATAR students may sign in and meet specific teachers for further assistance providing an enhanced study period before the ATAR examinations.

While some students may initially feel anxious about the revised timing, we are confident that this change will lead to better preparedness and reduced anxiety for the final examinations, which carry significant weight in their ATAR results.

Since the decision was made, I met with Year 12 ATAR students on Wednesday 27th August 2025, to address any questions. I also met with all ATAR Heads of Learning Areas and all teachers on Thursday 28th August 2025, to ensure no student is disadvantaged. The examination schedule has been designed to accommodate participation in the Athletics Carnival on Tuesday and to support a student with a prior commitment on Friday.

Please do not hesitate to contact me should you have any further questions or wish to discuss the analysis of student performance and examination preparation in more detail.

Appendix 3:

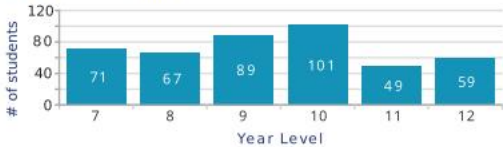


Student Outcomes and School Climate
Secondary Student Survey (Atwell College) (8500)
Atwell College

Informing School Improvement

The TTFM Student Survey is designed to provide you with insight to guide your school planning and help you to identify school improvement initiatives. The One-Click Report highlights your results on survey measures that are based on the most recent research on school and classroom effectiveness.

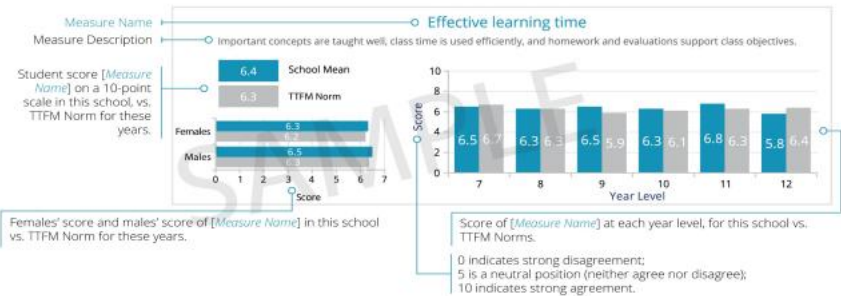
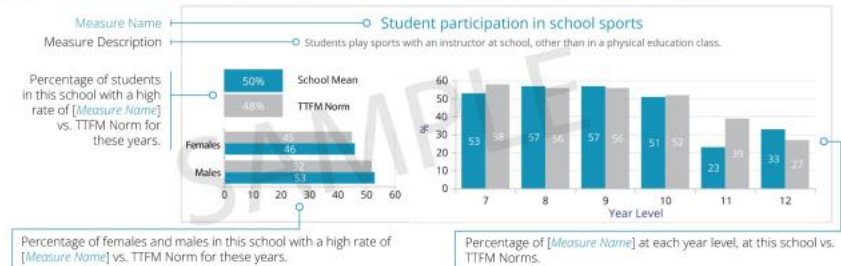
This report provides results based on data from 436 students in this school who completed the survey between 24 Mar 2025 and 03 Apr 2025. The number of students by year level is shown in the chart at right.



How to Interpret this Report

The bar charts show the results by year level for any years where at least 5 students participated. These are compared with TTFM Norms, which are based on the results from all students who participated in the TTFM survey at the year levels found in this school. For details on the survey see www.thelearningbar.com.

The examples below will help you to interpret the charts in this report. The first example describes results presented as percentages, while the second describes results that are reported on a 10-point scale.



Social-Emotional Outcomes

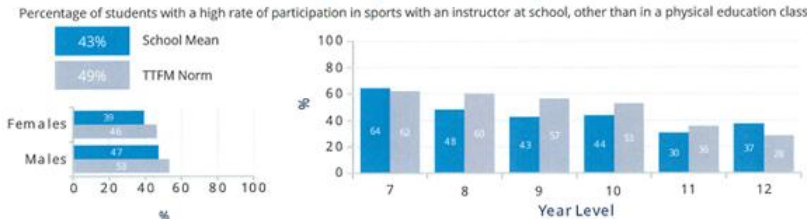
Survey between 25 Mar 2025 and 27 Apr 2025

Participation in school sports



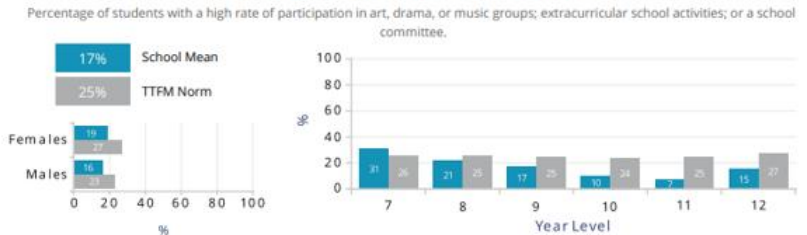
Survey between 05 Mar 2024 and 03 Apr 2024

Student participation in school sports



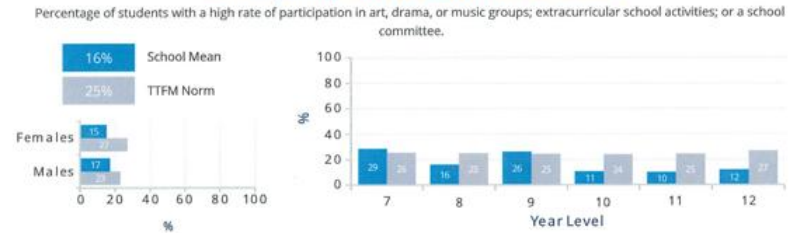
Survey between 25 Mar 2025 and 27 Apr 2025

Participation in extracurricular activities



Survey between 05 Mar 2024 and 03 Apr 2024

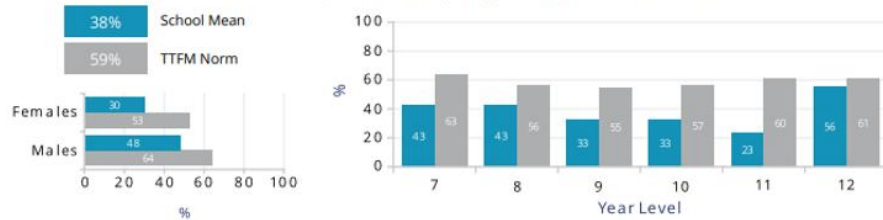
Student participation in extracurricular activities



Survey between 25 Mar 2025 and 27 Apr 2025

Sense of belonging

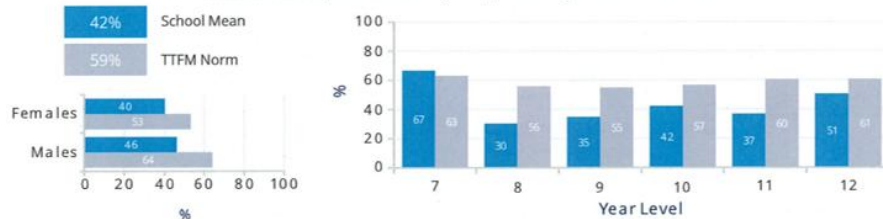
Students feel accepted and valued by their peers and by others at their school.



Survey between 05 Mar 2024 and 03 Apr 2024

Students with a positive sense of belonging

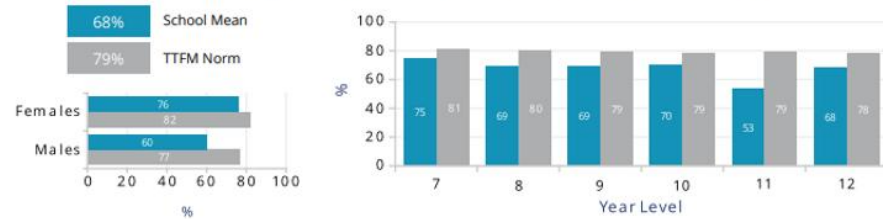
Students feel accepted and valued by their peers and by others at their school.



Survey between 25 Mar 2025 and 27 Apr 2025

Positive relationships

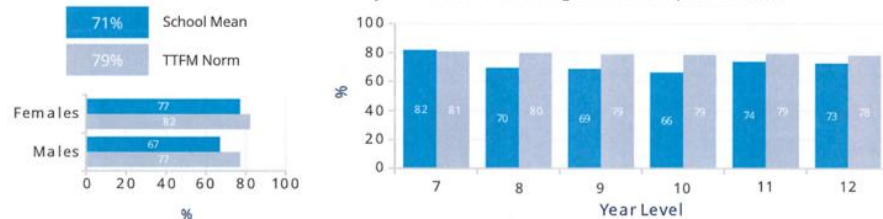
Students have friends at school they can trust and who encourage them to make positive choices.



Survey between 05 Mar 2024 and 03 Apr 2024

Students with positive relationships

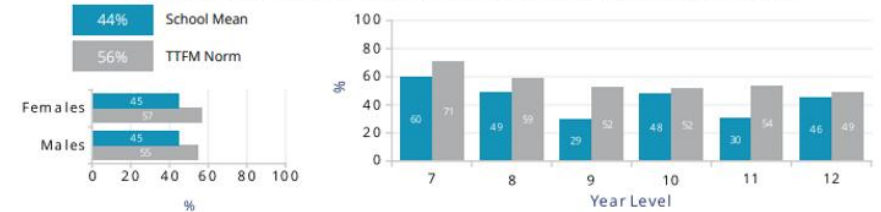
Students have friends at school they can trust and who encourage them to make positive choices.



Survey between 25 Mar 2025 and 27 Apr 2025

Value schooling outcomes

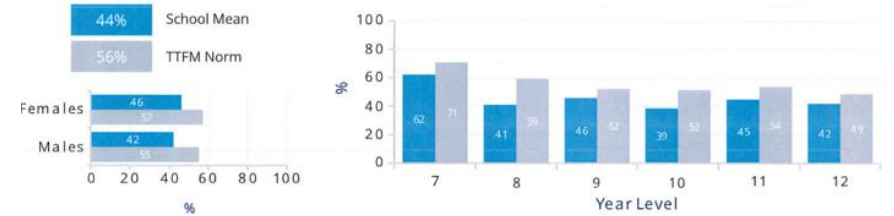
Students believe that schooling is useful in their everyday life and will have a strong bearing on their future.



Survey between 05 Mar 2024 and 03 Apr 2024

Students that value schooling outcomes

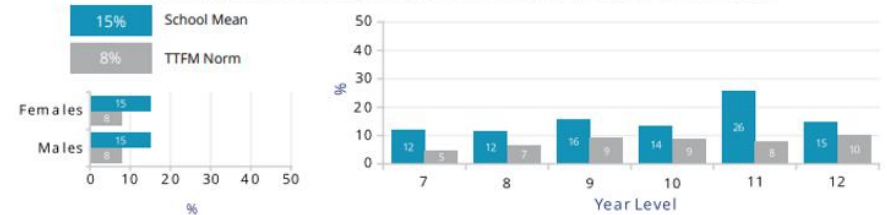
Students believe that schooling is useful in their everyday life and will have a strong bearing on their future.



Survey between 25 Mar 2025 and 27 Apr 2025

Truancy

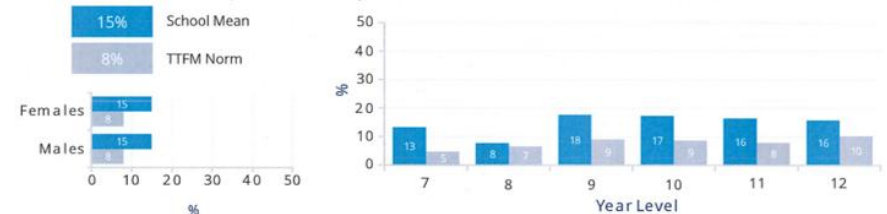
Students skip classes or miss days at school without a reason, or arrive late for school or classes.



Survey between 05 Mar 2024 and 03 Apr 2024

Students that regularly truant

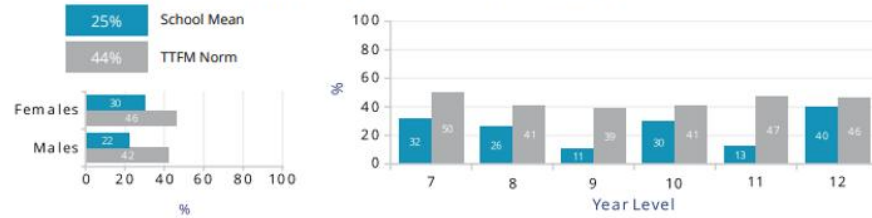
Students skip classes or miss days at school without a reason, or arrive late for school or classes.



Survey between 25 Mar 2025 and 27 Apr 2025

Homework behaviours

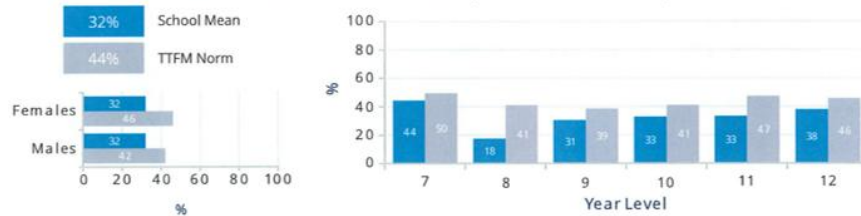
Students do homework for their classes with a positive attitude and in a timely manner.



Survey between 05 Mar 2024 and 03 Apr 2024

Students with positive homework behaviours

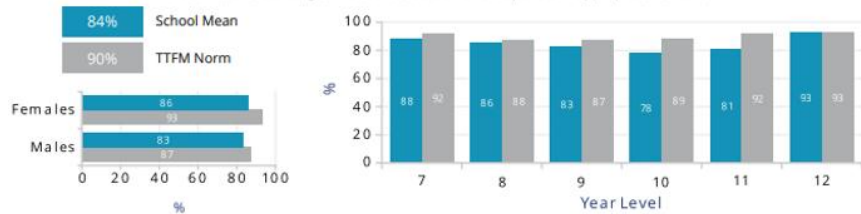
Students do homework for their classes with a positive attitude and in a timely manner.



Survey between 25 Mar 2025 and 27 Apr 2025

Positive behaviour at school

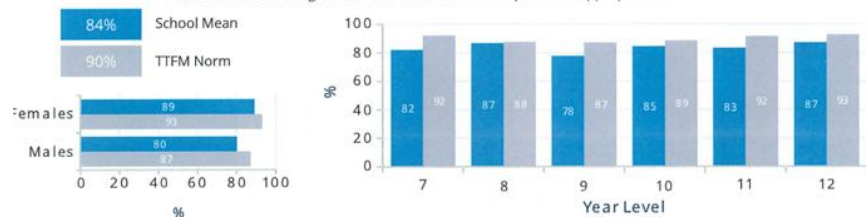
Students that do not get in trouble at school for disruptive or inappropriate behaviour.



Survey between 05 Mar 2024 and 03 Apr 2024

Students with positive behaviour at school

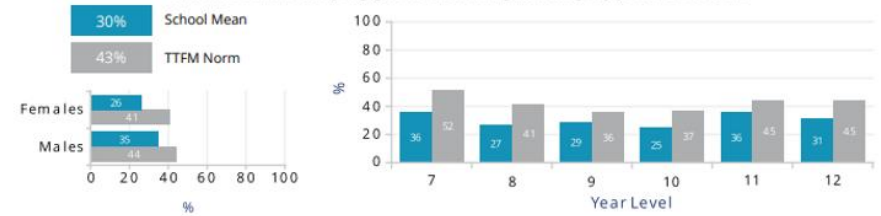
Students that do not get in trouble at school for disruptive or inappropriate behaviour.



Survey between 25 Mar 2025 and 27 Apr 2025

Intellectual engagement composite

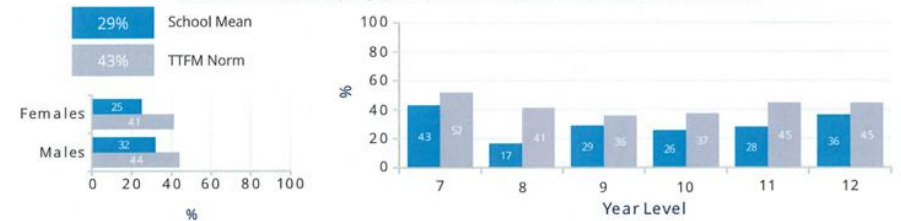
Students are intellectually engaged and find learning interesting, enjoyable, and relevant.



Survey between 05 Mar 2024 and 03 Apr 2024

Intellectual engagement composite

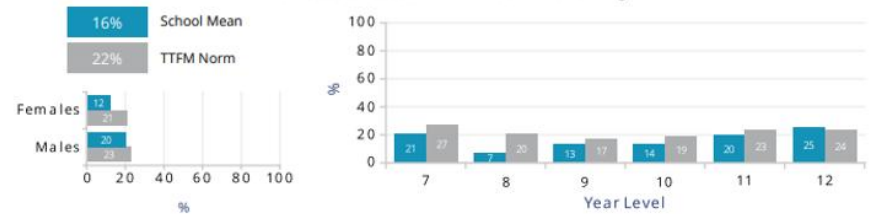
Students are intellectually engaged and find learning interesting, enjoyable, and relevant.



Survey between 25 Mar 2025 and 27 Apr 2025

Interest and motivation

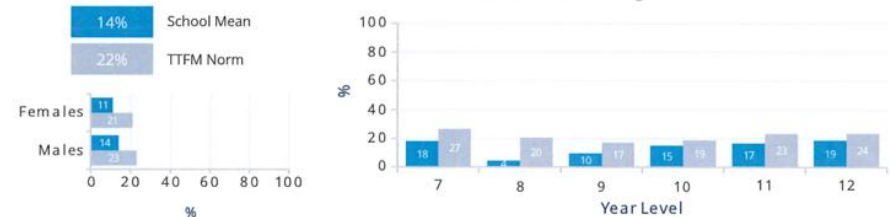
Students are interested and motivated in their learning.



Survey between 05 Mar 2024 and 03 Apr 2024

Students who are interested and motivated

Students are interested and motivated in their learning.



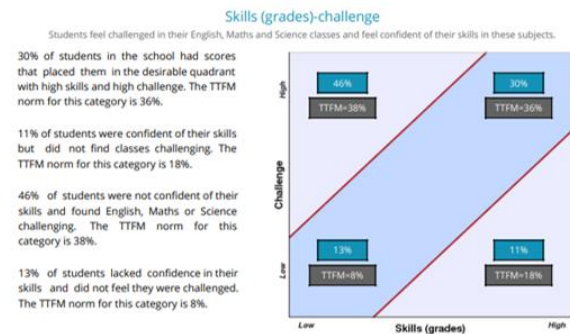
Survey between 25 Mar 2025 and 27 Apr 2025



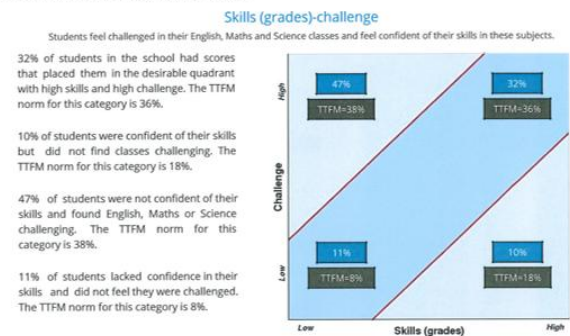
Survey between 05 Mar 2024 and 03 Apr 2024



Survey between 25 Mar 2025 and 27 Apr 2025



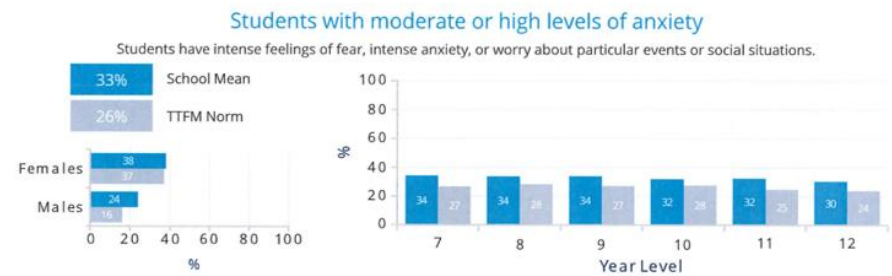
Survey between 05 Mar 2024 and 03 Apr 2024



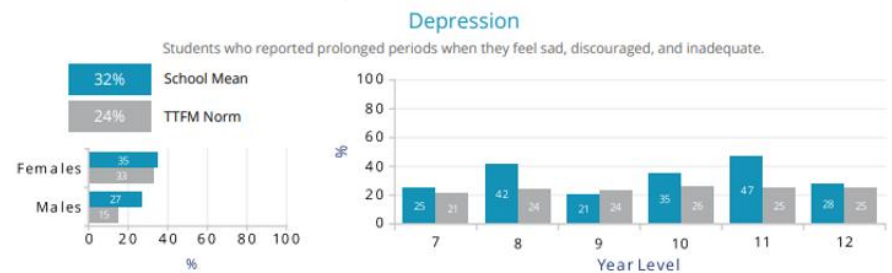
Survey between 25 Mar 2025 and 27 Apr 2025



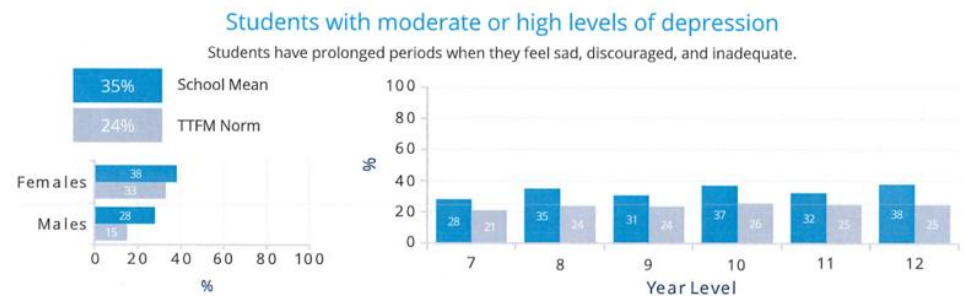
Survey between 05 Mar 2024 and 03 Apr 2024



Survey between 25 Mar 2025 and 27 Apr 2025



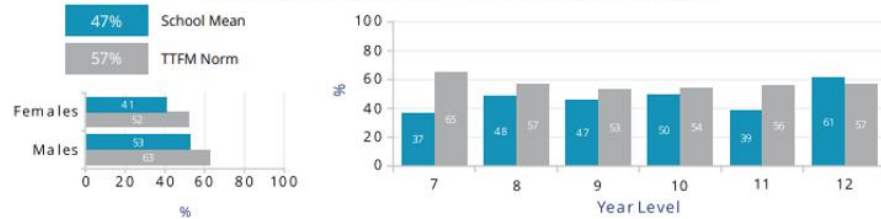
Survey between 05 Mar 2024 and 03 Apr 2024



Survey between 25 Mar 2025 and 27 Apr 2025

Self-esteem

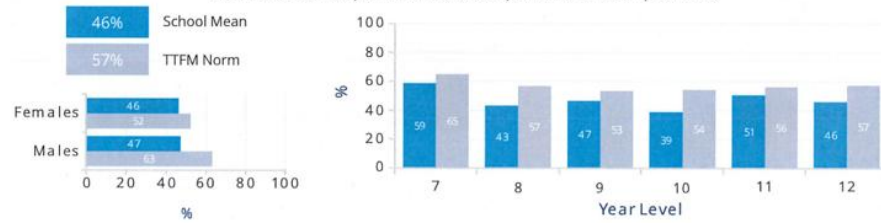
Students like and accept themselves, and are proud of their accomplishments.



Survey between 05 Mar 2024 and 03 Apr 2024

Students with a positive self-esteem

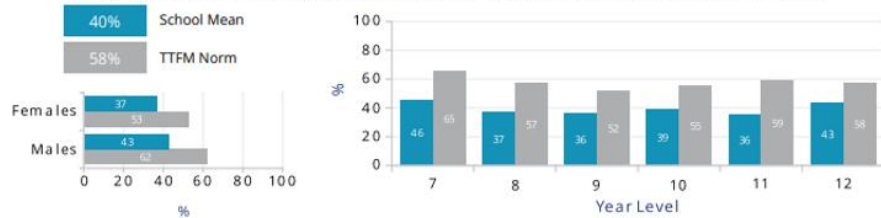
Students like and accept themselves, and are proud of their accomplishments.



Survey between 25 Mar 2025 and 27 Apr 2025

Students with a positive eudaimonic well-being

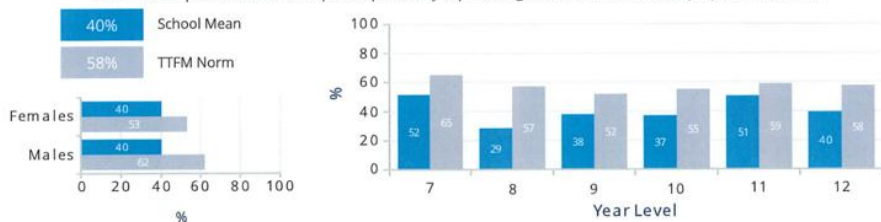
Students with positive eudaimonia pursue personally expressive goals and have a sense of purpose in their life.



Survey between 05 Mar 2024 and 03 Apr 2024

Students with a positive eudaimonic well-being

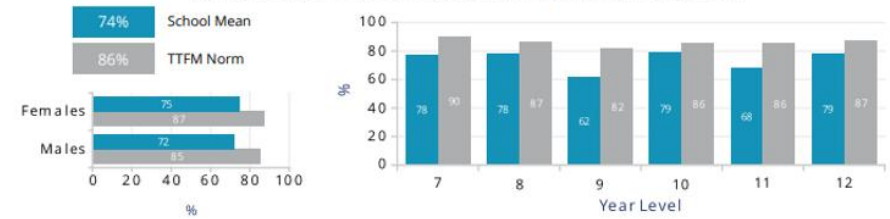
Students with positive eudaimonia pursue personally expressive goals and have a sense of purpose in their life.



Survey between 25 Mar 2025 and 27 Apr 2025

Hedonia

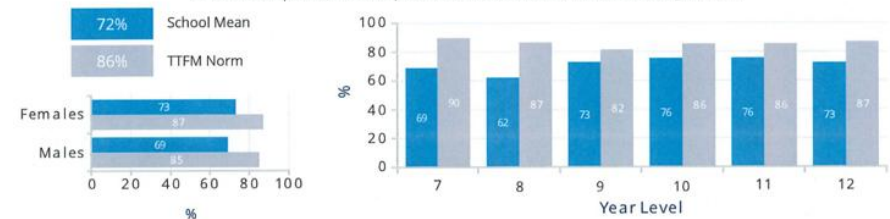
Students with positive hedonia pursue activities that are fun and interesting to them.



Survey between 05 Mar 2024 and 03 Apr 2024

Students with a positive hedonic well-being

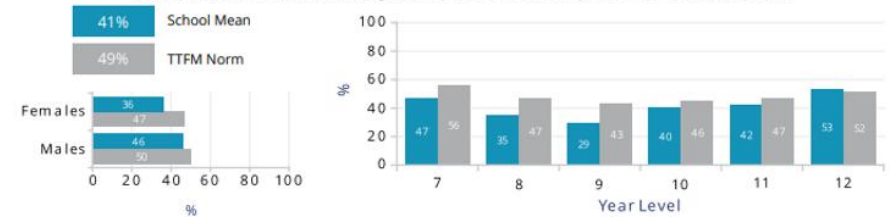
Students with positive hedonia pursue activities that are fun and interesting to them.



Survey between 25 Mar 2025 and 27 Apr 2025

Goal orientation

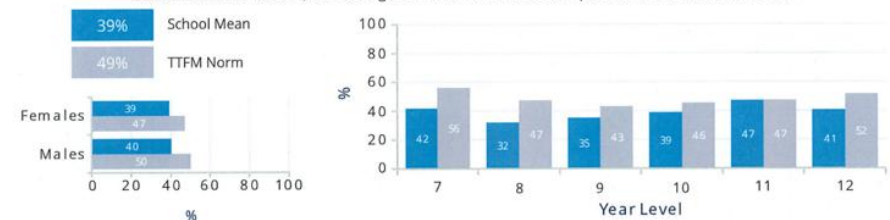
Students who set relevant, attainable goals and exert deliberate and persistent effort to achieve them.



Survey between 05 Mar 2024 and 03 Apr 2024

Students with positive goal orientation

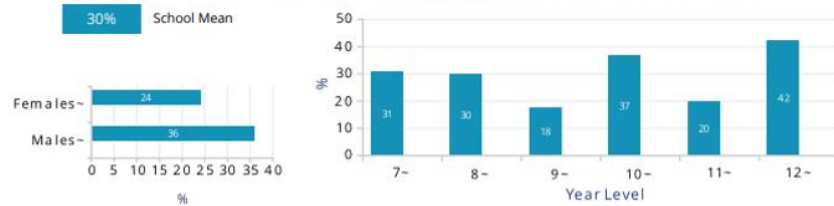
Students who set relevant, attainable goals and exert deliberate and persistent effort to achieve them.



Survey between 25 Mar 2025 and 27 Apr 2025

Understanding of own culture

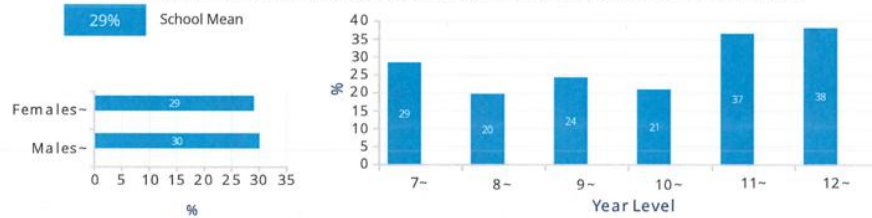
Students who have an understanding of the beliefs, values, attitudes and behaviours of their own culture.



Survey between 05 Mar 2024 and 03 Apr 2024

Students who possess understanding of their own culture

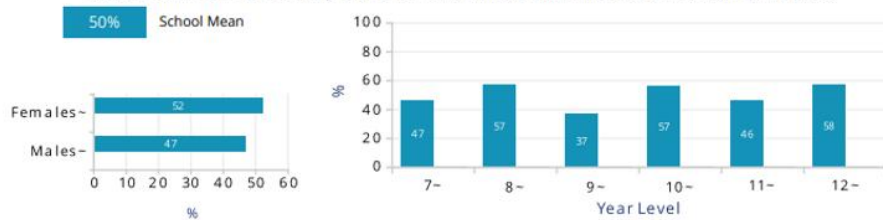
Students who have an understanding of the beliefs, values, attitudes and behaviours of their own culture.



Survey between 25 Mar 2025 and 27 Apr 2025

Understanding of other cultures

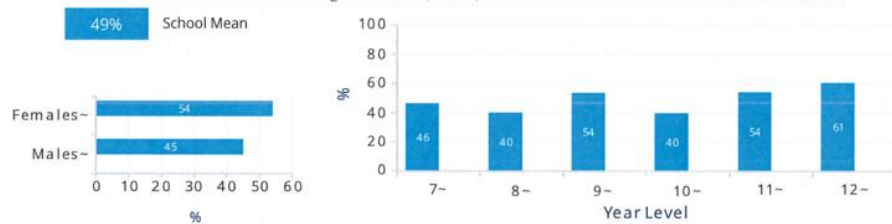
Students who have an understanding of the beliefs, values, attitudes and behaviours of those from other cultures.



Survey between 05 Mar 2024 and 03 Apr 2024

Students who possess understanding of other cultures

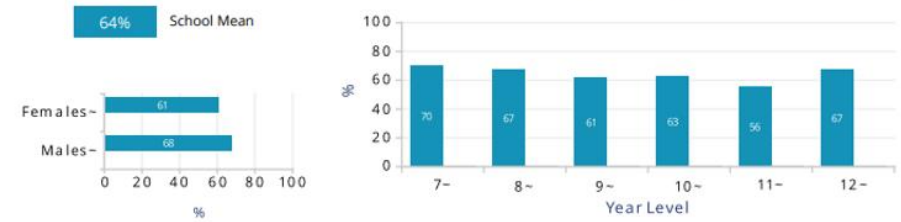
Students who have an understanding of the beliefs, values, attitudes and behaviours of those from other cultures.



Survey between 25 Mar 2025 and 27 Apr 2025

General health

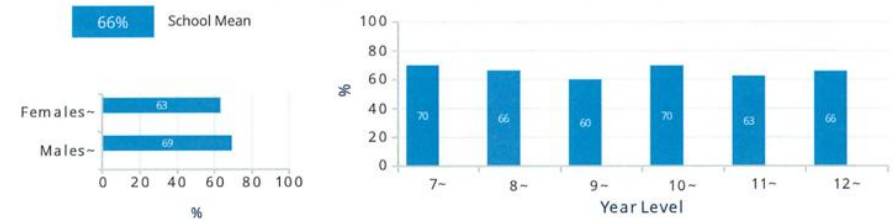
Students who consider their own general health to be good to excellent.



Survey between 05 Mar 2024 and 03 Apr 2024

Students with positive general health

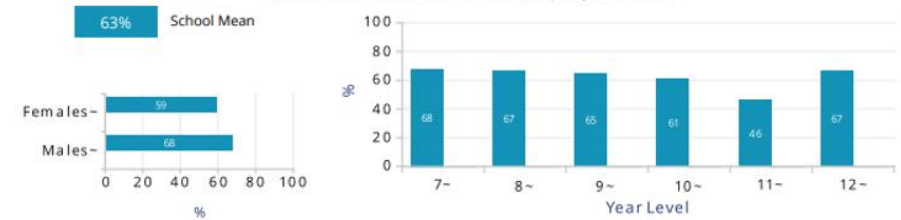
Students who consider their own general health to be good to excellent.



Survey between 25 Mar 2025 and 27 Apr 2025

Life satisfaction

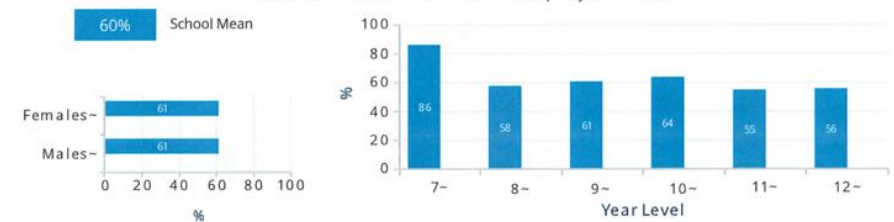
Students who are satisfied with the overall quality of their lives.



Survey between 05 Mar 2024 and 03 Apr 2024

Students with positive life satisfaction

Students who are satisfied with the overall quality of their lives.

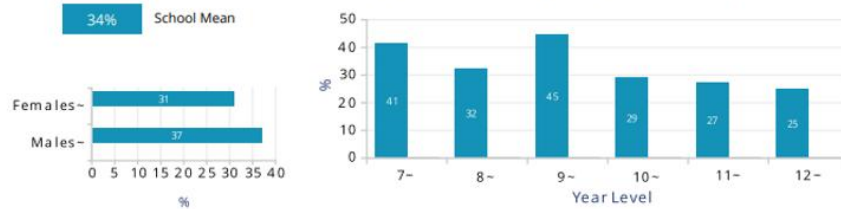


Survey between 25 Mar 2025 and 27 Apr 2025

Physical Health Outcomes

Sleep Time

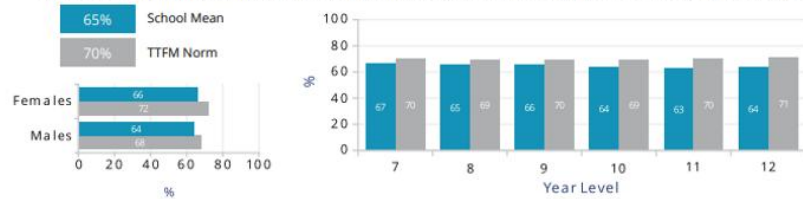
On a normal school night, the percentage of students who are getting at least 8 hours of sleep each night.



Academic Outcomes

Grades in English

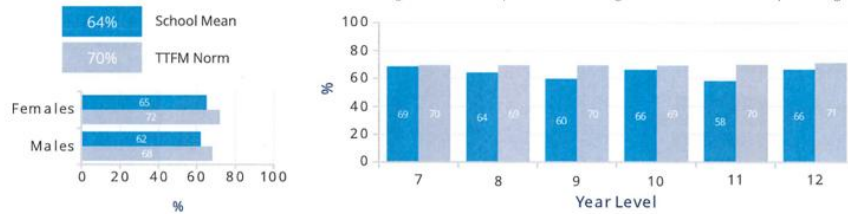
Students' overall mark in their current or most recent English class was reported as a letter grade and converted to a percentage.



Survey between 05 Mar 2024 and 03 Apr 2024

Grades in English

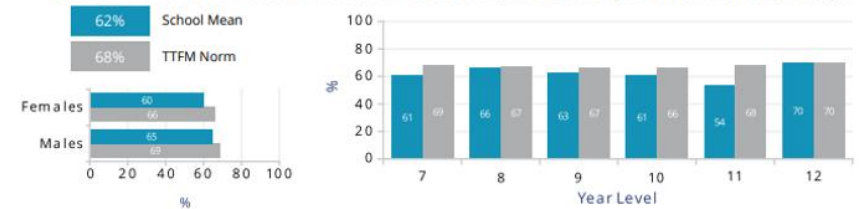
Students' overall mark in their current or most recent English class was reported as a letter grade and converted to a percentage.



Survey between 25 Mar 2025 and 27 Apr 2025

Grades in Maths

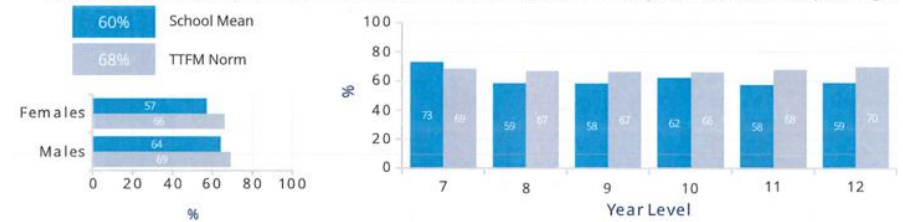
Students' overall mark in their current or most recent Maths class was reported as a letter grade and converted to a percentage.



Survey between 05 Mar 2024 and 03 Apr 2024

Grades in Maths

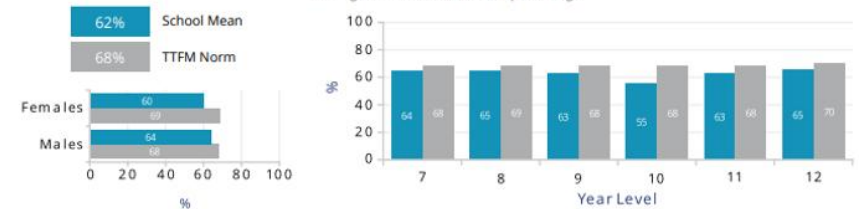
Students' overall mark in their current or most recent Maths class was reported as a letter grade and converted to a percentage.



Survey between 25 Mar 2025 and 27 Apr 2025

Grades in Science

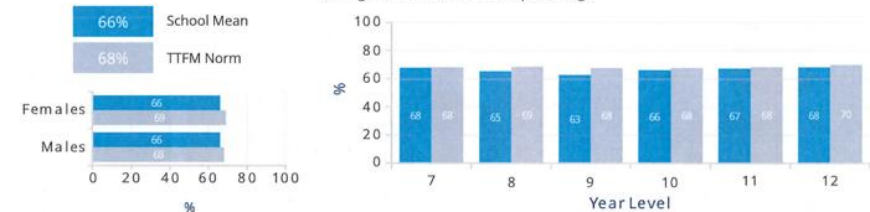
Students' overall mark in their current or most recent Science class (e.g., general science, biology, chemistry, or physics) was reported as a letter grade and converted to a percentage.



Survey between 05 Mar 2024 and 03 Apr 2024

Grades in Science

Students' overall mark in their current or most recent Science class (e.g., general science, biology, chemistry, or physics) was reported as a letter grade and converted to a percentage.

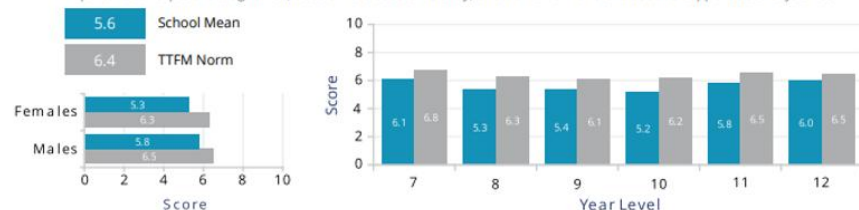


Survey between 25 Mar 2025 and 27 Apr 2025

DRIVERS of Student Outcomes

Effective learning time

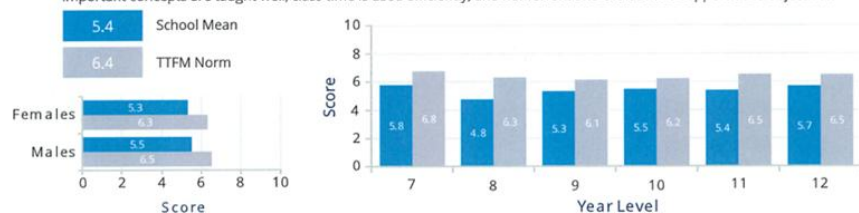
Important concepts are taught well, class time is used efficiently, and homework and evaluations support class objectives.



Survey between 05 Mar 2024 and 03 Apr 2024

Effective learning time

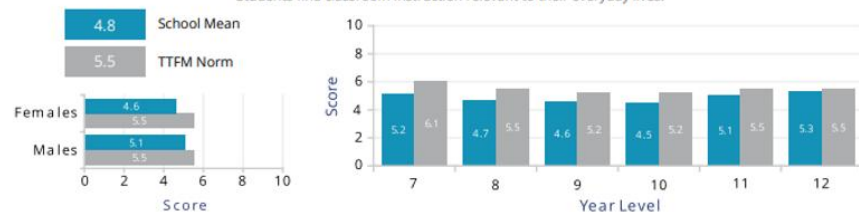
Important concepts are taught well, class time is used efficiently, and homework and evaluations support class objectives.



Survey between 25 Mar 2025 and 27 Apr 2025

Relevance

Students find classroom instruction relevant to their everyday lives.



Survey between 05 Mar 2024 and 03 Apr 2024

Relevance

Students find classroom instruction relevant to their everyday lives.



Survey between 25 Mar 2025 and 27 Apr 2025

Rigour

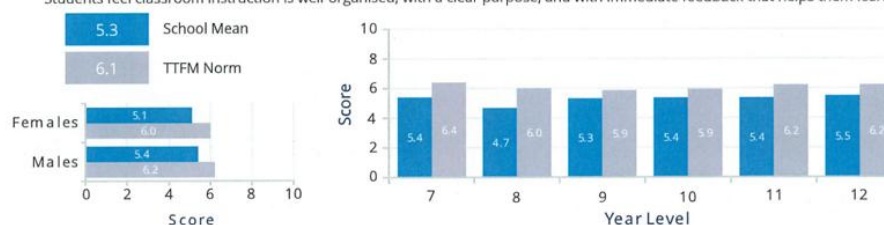
Students feel classroom instruction is well-organised, with a clear purpose, and with immediate feedback that helps them learn.



Survey between 05 Mar 2024 and 03 Apr 2024

Rigour

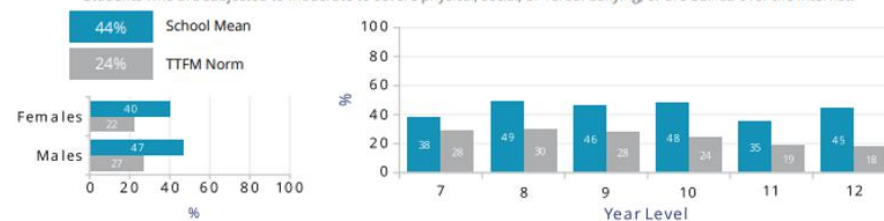
Students feel classroom instruction is well-organised, with a clear purpose, and with immediate feedback that helps them learn.



Survey between 25 Mar 2025 and 27 Apr 2025

Bullying and Exclusion

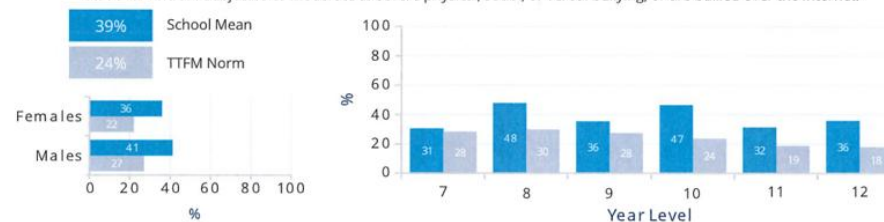
Students who are subjected to moderate to severe physical, social, or verbal bullying, or are bullied over the Internet.



Survey between 05 Mar 2024 and 03 Apr 2024

Bullying and Exclusion

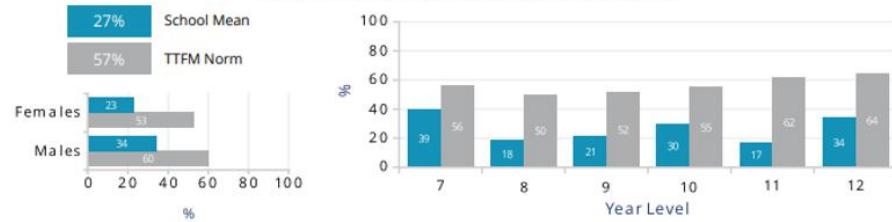
Students who are subjected to moderate to severe physical, social, or verbal bullying, or are bullied over the Internet.



Survey between 25 Mar 2025 and 27 Apr 2025

Feel safe

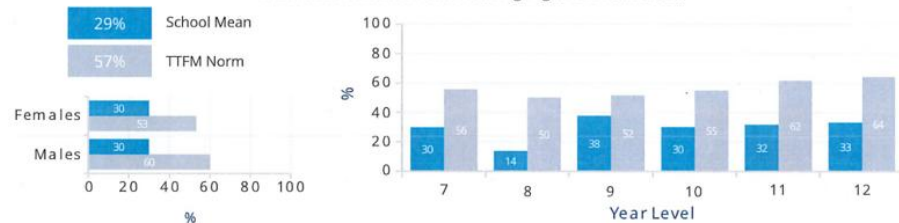
Students feel safe at school as well as going to and from school.



Survey between 05 Mar 2024 and 03 Apr 2024

Feel safe attending this school

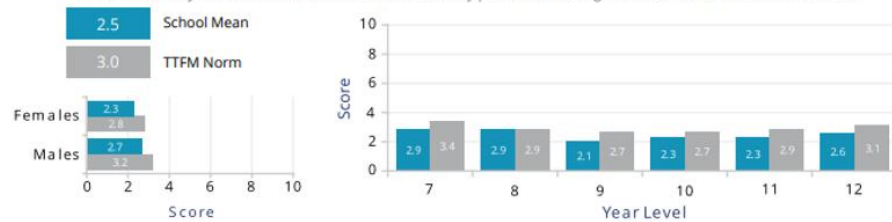
Students feel safe at school as well as going to and from school.



Survey between 25 Mar 2025 and 27 Apr 2025

Advocacy at school

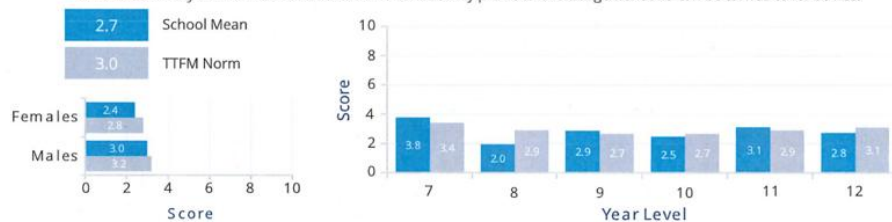
Students feel they have someone at school who consistently provides encouragement and can be turned to for advice.



Survey between 05 Mar 2024 and 03 Apr 2024

Advocacy at school

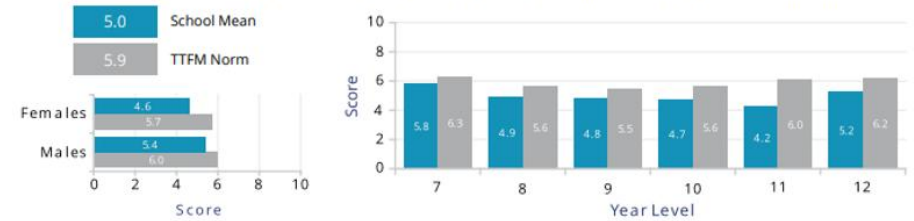
Students feel they have someone at school who consistently provides encouragement and can be turned to for advice.



Survey between 25 Mar 2025 and 27 Apr 2025

Teacher-student relations

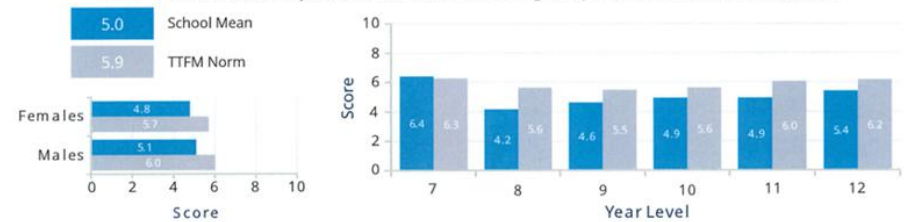
Students feel teachers are responsive to their needs and encourage independence with a democratic approach.



Survey between 05 Mar 2024 and 03 Apr 2024

Positive teacher-student relations

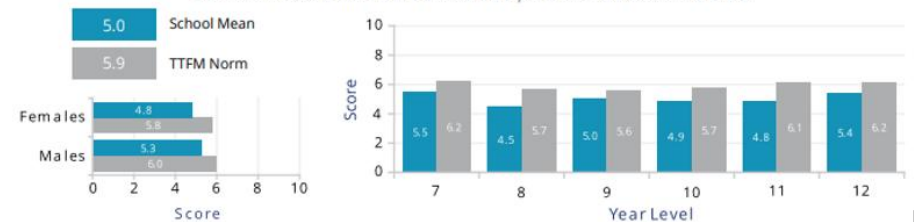
Students feel teachers are responsive to their needs and encourage independence with a democratic approach.



Survey between 25 Mar 2025 and 27 Apr 2025

Positive learning climate

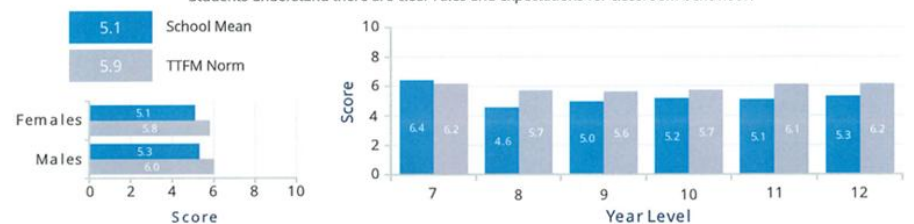
Students understand there are clear rules and expectations for classroom behaviour.



Survey between 05 Mar 2024 and 03 Apr 2024

Positive learning climate

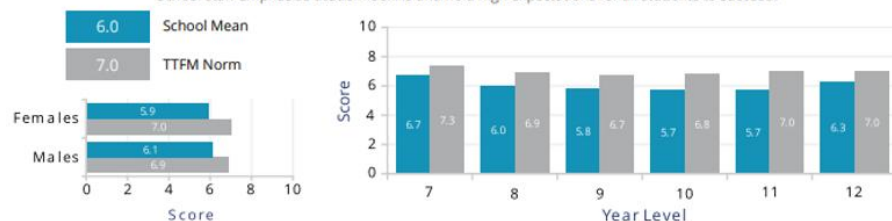
Students understand there are clear rules and expectations for classroom behaviour.



Survey between 25 Mar 2025 and 27 Apr 2025

Expectations for success

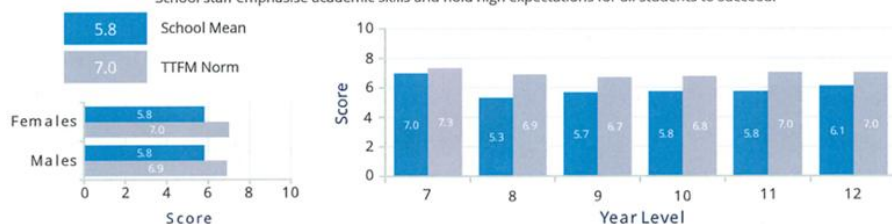
School staff emphasise academic skills and hold high expectations for all students to succeed.



Survey between 05 Mar 2024 and 03 Apr 2024

Expectations for success

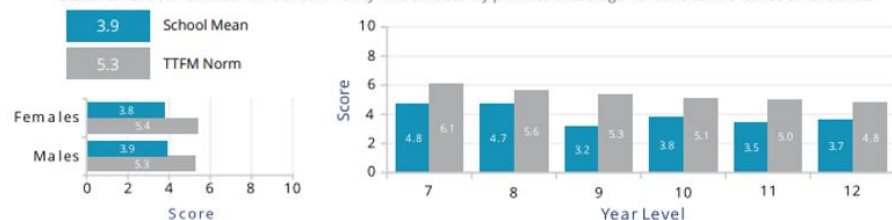
School staff emphasise academic skills and hold high expectations for all students to succeed.



Survey between 25 Mar 2025 and 27 Apr 2025

Advocacy Outside of School

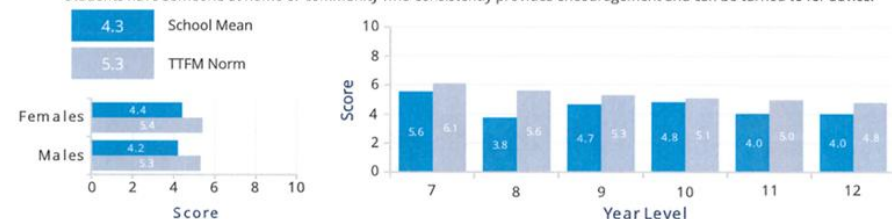
Students have someone at home or community who consistently provides encouragement and can be turned to for advice.



Survey between 05 Mar 2024 and 03 Apr 2024

Advocacy Outside of School

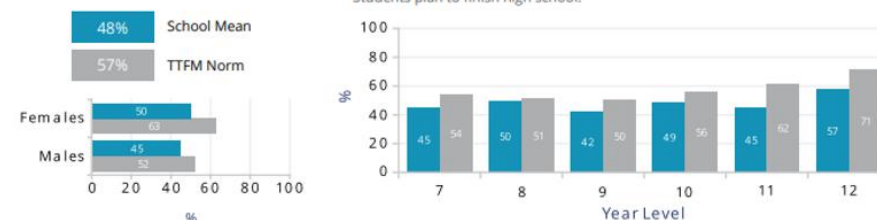
Students have someone at home or community who consistently provides encouragement and can be turned to for advice.



Survey between 25 Mar 2025 and 27 Apr 2025

Aspirations - finish high school

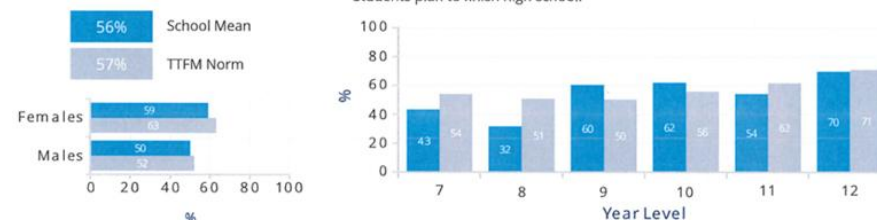
Students plan to finish high school.



Survey between 05 Mar 2024 and 03 Apr 2024

Students planning to finish Year 12

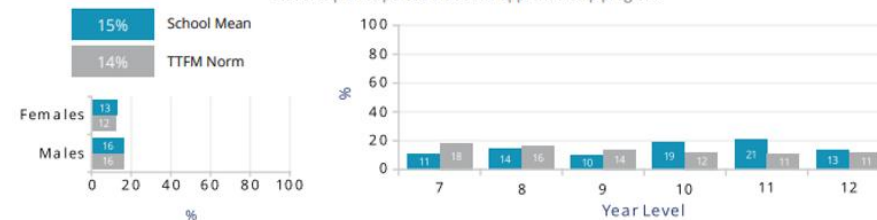
Students plan to finish high school.



Survey between 25 Mar 2025 and 27 Apr 2025

Aspirations - pursue VET/TAFE

Students plan to pursue a trade or apprenticeship program.



Survey between 05 Mar 2024 and 03 Apr 2024

Students planning an apprenticeship or VET/TAFE course

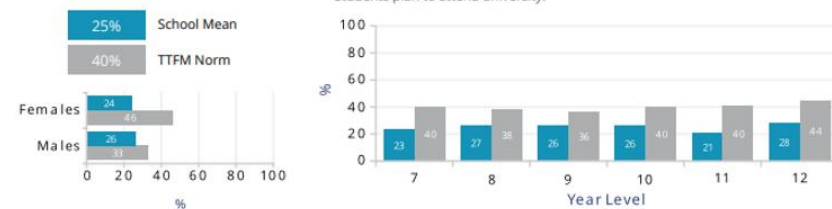
Students plan to pursue a trade or apprenticeship program.



Survey between 25 Mar 2025 and 27 Apr 2025

Aspirations - university

Students plan to attend university.



Survey between 05 Mar 2024 and 03 Apr 2024

Students planning to go to university

Students plan to attend university.



Demographic Factors

Survey between 25 Mar 2025 and 27 Apr 2025

Immigrant status

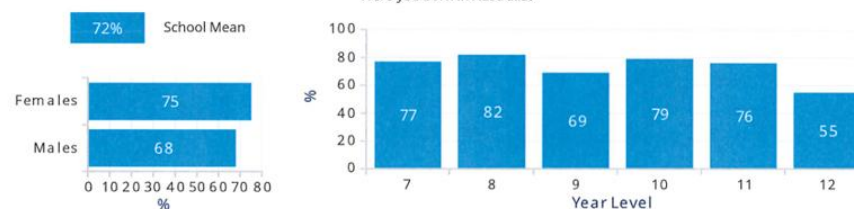
Were you born in Australia?



Survey between 05 Mar 2024 and 03 Apr 2024

Time student has lived in Australia

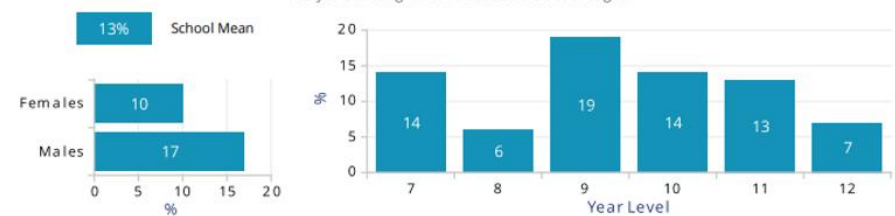
Were you born in Australia?



Survey between 25 Mar 2025 and 27 Apr 2025

Aboriginal and Torres Strait Islander Status

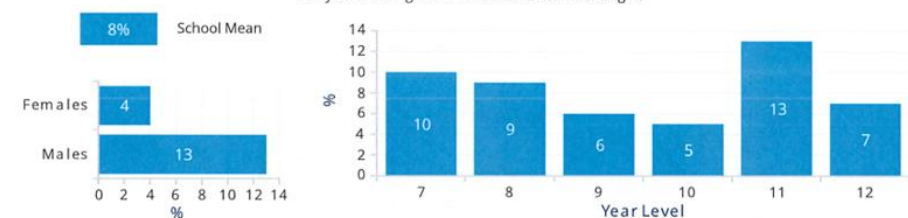
Are you of Aboriginal or Torres Strait Islander origin?



Survey between 05 Mar 2024 and 03 Apr 2024

Aboriginal and Torres Strait Islander Status

Are you of Aboriginal or Torres Strait Islander origin?



Social-Emotional Outcomes

Goal Orientation



Self-Regulation



Cultural Awareness - Own**



Cultural Awareness - Others**



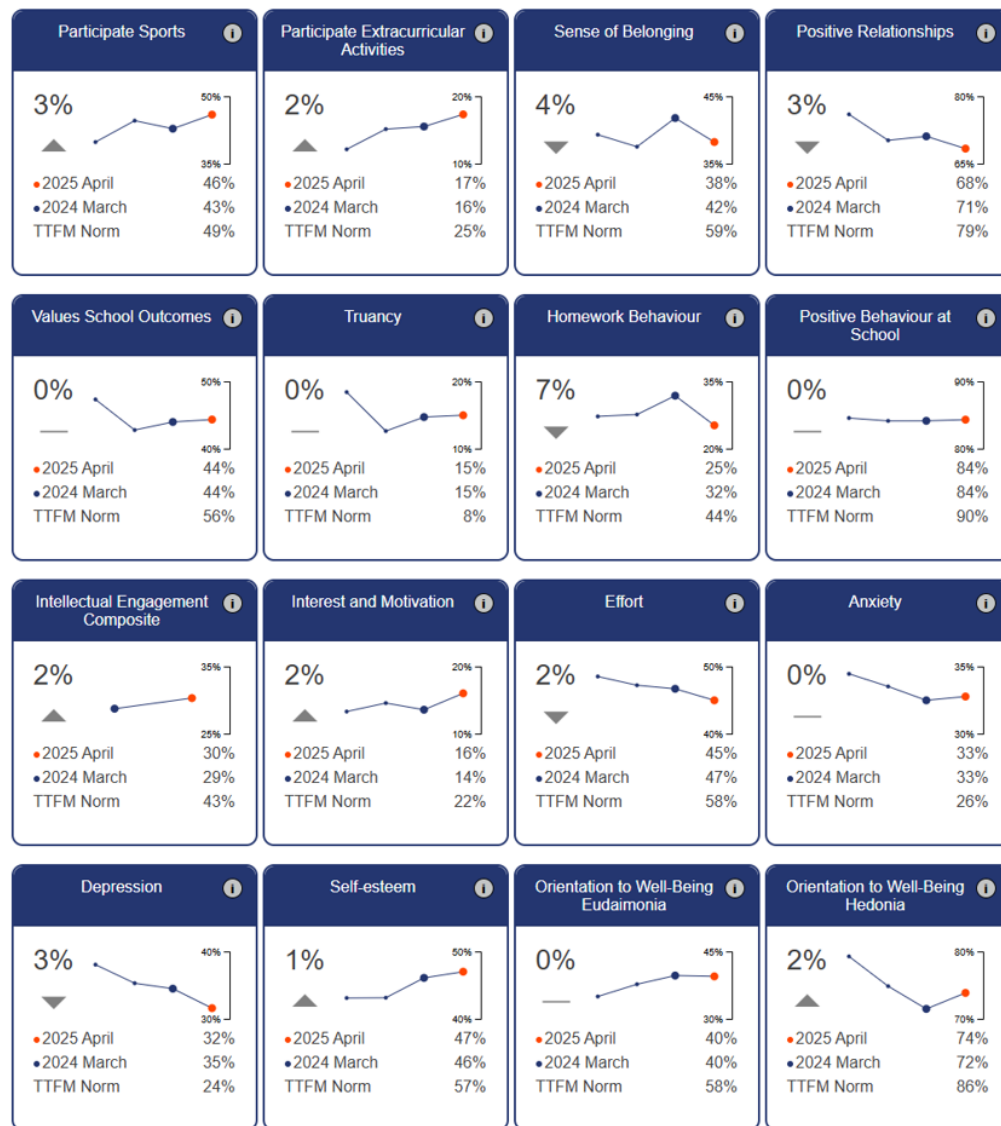
General Health**



Life Satisfaction**

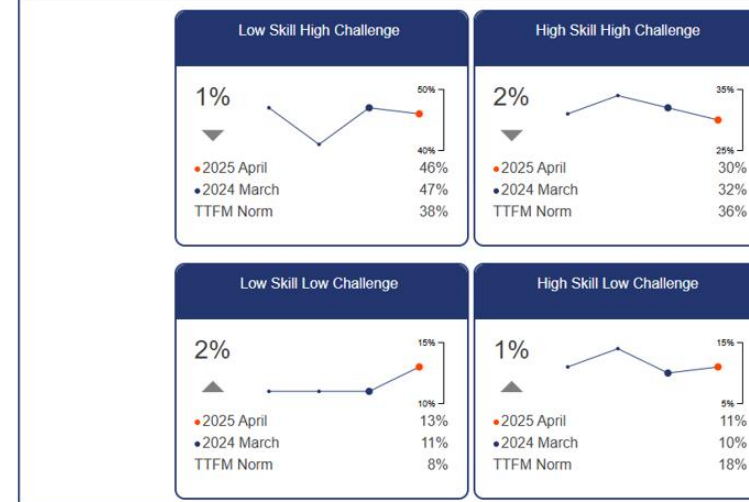


Social-Emotional Outcomes

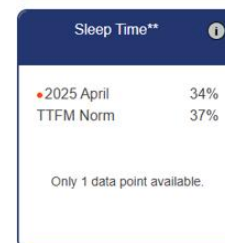


Skills (grades)-challenge

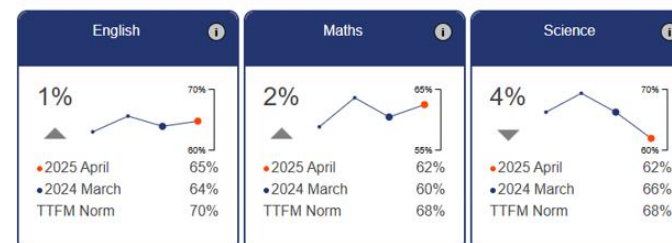
Combined 4-Quadrant



Physical Health Outcomes



Academic Outcomes



DRIVERS of Student Outcomes



Please tell us some of the things you really like about your school, or things that would make it even better.

- My friends.
- I like the library manga.
- The people there are really nice and they are always accepting and helping.
- I like sport.
- I like being able to hang out with my friends.
- Design Tech.
- Sport.
- I get to hang out with my friends.
- Events like sport held in school excite me.
- I like how this school has lots of subject options more than other schools, I also like the seating areas and the year 12 kitchen.
- I like seeing my friends.
- All the nice teachers.
- I like the people I meet at school and how respectful they are towards one another.
- I like my friends.
- I love being around friends and having conversations with people.
- I really like this school.
- I'm new to the area and compared to my local high school from where I'm from, this place is pretty great for the most part, kids are respectful.
- Friends.
- That it's very cool and good for all types of students, and we have good and supportive teachers in our school for students who want to pursue in life.
- I like being at school because of my friends who help me most.
- Some classes are really fun.
- Friends.
- Our school is really good and the students are really nice to teachers and peers.
- I like my school and my fellow students.
- I like the teachers and the tasty food in the canteen
- I like technology things at school such as computers and I love going to the library. The staff are very kind and helpful. My friends are nice and we like to hang out at the library and play chess or read some books. I also like to play some soccer once in a while. I love the feeling when I get a really good grade. My favourite subject is Digital Technology as I love coding and want to be a computer engineer. I also love Design & Technology when I get to do Metalwork as I am very familiar with constructing things and making things.
- I love Maths and Netball and English.
- I like going to school to see my mates.
- Things I like about my school is that I get to see my friends
- I like my experience with subjects like art and cooking and having time with friends in class or at recess or lunch.
- Education assistants and Digital Technology classes.
- I love Mathematics.
- My school is already satisfactory.
- I like coming to school and interacting with my friends, I also like the VET program my school offers.
- I like about my school that they have a good mental health system and it's easy to make a lot more friends than primary school.
- School is good, as there are nice teachers.
- Woodwork and sport are good, and science experiments with fire and chemicals.

38. I like my friends and the people at this school are all decent and good to hang around. I also like it when I do well academically or when I understand something in class, as well as when I help someone else in class and they understand. I like it when I have good classes, get good results or receive an award.
39. I think they have high expectations.
40. I love playing basketball
41. I really like how the school accept anyone especially when you came from another background and treats you nicely with respect. Everyone is so approachable especially the teachers and the year coordinator.
42. I like that my school has an easy layout and within the first couple of weeks of Year 7 I knew my way around the school. I also like that my school has two story buildings.
43. I like sitting in class doing my lovely work
44. The cafeteria is very good
45. I like to go to school because it's interesting and I can see my friends.
46. It is a very fun and awesome school! (;
47. I like hanging out with friends and doing netball
48. I like friends and schoolwork.
49. Recess, lunch, English and going home.
50. My friends.
51. The school is nice and most of the kids are nice.
52. My friends.
53. I enjoy spending time with friends and talking to them. I enjoy eating during breaks, it is fun.